


A


Tracer Study Report
of
Graduate Batch 2018



Submitted to:

University Grant Commission

Sanothimi Bhaktapur



Submitted By:

Tracer Task Team

Chatara Multiple Campus

Chautara Sangachokgadhi Municipality-5

Sindhupalchok

**Tracer Study of Passed out Students of
2018**

Chautara Multiple Campus

Chautara, Sindhupalchok

2058

Mansir 22, 2076 (Dec 8, 2019)

Acknowledgement

It is our immense pleasure to bring out the report on the tracer study of passed out Students of Chautara Campus as its series. This report includes the detailed status of graduate batch -2018 of the campus, who are involving in different sectors. We hope the findings of the report will be very useful for the planners, policy makers, researchers, students, and many other interested parties as a preliminary source to be used for their own varied purposes and interests.

In the mean time, we would like to express our profound gratitude to the University Grant Commission for providing us this opportunity.

We would like to express our sincere gratitude to Mr. Krishna Raj Shrestha, the Chairperson of the Campus Management Committee and Mr. Nagendra Prasad Dangal, the Campus Chief of Chautara M. Campus.

Similarly, we would also like to express our gratitude to the all informants/students who really helped us by providing the real and valid information.

Task Team

Chautara Multiple Campus
Chautara, Sindhupalchok

EXECUTIVE SUMMARY

The present report is a tracer study of 2018 batch of Chautara Multiple Campus carried out by the Research Committee of the campus. This report includes the detailed status of graduate batch -2018 of the campus, who are involving in different sectors. This report gives a glimpse on what the campus alumni are doing and whether the campus has been able to produce the manpower needed in the society and the nation.

The only and major aim of tracer study of campus alumni is to find out their present status and performance in their related field. However, this kind of study has a direct relationship with how successful the campus is in its academic target. This kind of study provides a useful feedback to the related institution on its performance so as to bring necessary changes in its academic as well as administrative and other related aspects.

This report is based on the primary data collection through questionnaires. The collected data are described, analyzed and presented on charts. On the basis of the analysis of the collected data, the findings are drawn.

The report shows that in 2018, 27 students are passed out from the campus. Among 27 graduates, ten are in teaching service, one / one is as a social mobilizer, foreign employee, and journalist, two are office assistant, three are involved in their own business and nine are in the further study. This means the students who passed out from this campus are concerned in their future and involving as per their interests. So, this campus has produced qualified manpower to the society.

Finally, the study is concluded along with some suggestions and recommendations to the institution to improve its academic and other aspects.

ABBREVIATIONS

CMC- Chautara Multiple Campus

MoU - Memorandum of Understanding

HERP- Higher Education Reform Project

UGC - University Grants Commission

RC- Research Cell

Figures of Table

CONTENTS

ACKNOWLEDGEMENTS

I

EXECUTIVE SUMMARY

II

ABBREVIATIONS

III

1. INTRODUCTION

1.1 Background/Rationale

1

1.2 Objectives of the study

2

1.3 Institutional arrangements to conduct the study

2

1.4 Graduates taken for the study

2

1.5 Data collection-Instruments and approach

3

1.6 Scope and limitations of the study

3

2. DATA PRESENTATION

2.1 Employment and further study status of the graduates

4

2.2 Issues Related to the quality and relevance of programs

7

2.3 Programs' contribution to graduates' professional development

7

2.4 Issues related to teaching/ learning, teacher/ student relationship
and education delivery efficiency

11

2.5 Issues related to facilities such as library, laboratory, canteen, etc

12

3. MAJOR FINDINGS

3.1 Employment and further study status of the graduates

13

3.2 Issues Related to the quality and relevance of programs

13

3.3 Programs' contribution to graduates' professional development

14

3.4 Issues related to teaching/ learning, teacher/ student relationship and education delivery efficiency

14

3.5 Issues related to facilities such as library, laboratory, canteen

14

4. IMPLICATION TO INSTITUTIONAL REFORM

15

5. CONCLUSION AND RECOMMENDATIONS

15

APPENDICES I

INTRODUCTION

1.1 Background

This Chautara Multiple Campus (CMC) was established in 2058 B.S. with the help of leading figures of Chautara .To date it has produced many graduates near about 350 and they are involved in different professions as their academic qualification and capacity. These graduates are the sparkling ornaments of the campus and can get more supports. So, it is necessary to trace them and to evaluate the present and future status of the campus to allure their graduates in the modern and competitive market.

Higher Education Reform Project (HERP, 2016 January-2021 Dec) supported by the World Bank aims to improve quality and relevance of higher education by enhancing higher education institutions and their activities more relevant to the needs of society. For the purpose of better understanding the higher education, tracer study report can be studied. The employability of the human resources produced by the institution is a good indicator that indicates the academic success of the institution. There has been very little research reported on the effectiveness of particular batch of Bachelor's graduates in CMC. The purpose of the present study is therefore to ascertain the effectiveness of education imparted to the students from CMC.

This present tracer study report is of students of Chautara Multiple Campus. This brief report analyzes the passed out students in terms of their current employment status.

1.1.1 Rationale of the study

Since the study is completely concerned with the graduates of CMC -2018, it gives the clear pictorial view of impact of quality education of the campus to the individuals and the society.

The rationale of the study lies in the fact obtained from the analysis of the respondents. Thus, the study is of great valued from both socio-economic as well as academic point of view.

1.2 Objectives of the study:

The present report is carried out to meet the following objectives:

1. To find out the employment status of batch 2018, the graduates of Chautara Multiple Campus
2. To suggest the institution with pedagogical implications in the process of academic strategies.

1.3 Institutional arrangements to conduct the study

The campus Management committee has decided to reformation a task team for tracer study by conducting meeting. According to the decision of campus management committee, head of task team is Mr. Dambar Bahadur Shrestha and members are Mr. Harsha Lal Tamang, Mrs. Jasmine Lama, Mrs. Nirmala Timalisina, and Mr. Krishna Gopal Shrestha. The task team planned to conduct the study within two months (Kartik and Mansir 2076). The members of task team purposefully visited the pass out graduate students in employment field. The team members divided the number of graduates and area to fill up the forms. The head of the team coordinated with the members during the data collection and compilation.

1.4 Graduate batch taken for the study

This report is based on the study of the graduates of 2075 B.S. batch of Chautara Multiple Campus. The study size consists of 27 students who appeared in the Board Examination of 2018 and passed the bachelor level from education and management program.

1.5 Data collection-Instruments and approach

This report is fully based on the primary data collection purposefully by giving questionnaires to the informants. The collected data were analyzed and described as they answered.

The process of data collection is fully based on field visit to the graduates. The data collection procedure is purposeful sampling method. On the data collection, task team members meet with the graduates where they are working currently. The task members give questionnaires structured by University grants Commission. By filling the form and taking interview and discussion with graduates along with authorized person of the employer, it is proved.

After having the data gathered from the concerned graduates who passed out from this campus, the data are refined and finalized keeping in mind the limitations of the study to meet the objective of the report. The descriptive method has been used to present the data.

1.6 Scope and limitations of the study

This study is limited to:

- the study of the passed out all the graduates in 2018.
- to the students of Chautara Multiple Campus.

2. DATA PRESENTATION AND ANALYSIS:

2.1 Employment and further study status of the graduates

The task team of tracer visited to the respondents. The responses of the students show that all the graduate students are currently employed in different professions. This shows that graduates are academically sound and skilled for job. Here, the employment status of the students is analyzed in terms of first employment and current details.

The Employment and further study status

Post	Total No.	Percentage
Teacher	10	37.03
Social Mobilizer	1	3.7
Foreign employee	1	3.7
Office Assistant	2	7.4
Journalist	1	3.7
Further study	9	33.33
Business	3	11.11
Total	27	

Table No. 1

As the data show, all the graduate students are currently employed. Among fifty two graduates, ten are in teaching service, one is in social mobilizer, one is as in foreign employee, two are office assistant, one is involved in journalism, nine are in further study, and three are involved in their own business.

Above mentioned table depicts that all together 27 students passed regularly or partially in the year 2018 from the Chautara Multiple Campus, Chautara

Sindhupalchok. Out of 27, 10 persons i.e. 37.03% are working in different schools as teacher, 1 person i.e. 3.7 % is developing career as a Social Mobilizer conducting different awareness campaign in the rural municipality involving in the NGO and another 1 person i.e. 3.7 % is working in the foreign country as his own interest. Similarly, 2 persons, i.e. 7.4 % are working as office assistant, 1 person i.e. 3.7 % is involved in media as a journalist, and 9 persons i.e. 33.33 % are involving in their further study at Kathamandu and 3 persons i.e. 11.11% are doing their own business at Chautara.

The above data are presented in the pie charts below on the basis of their field of service and job status.

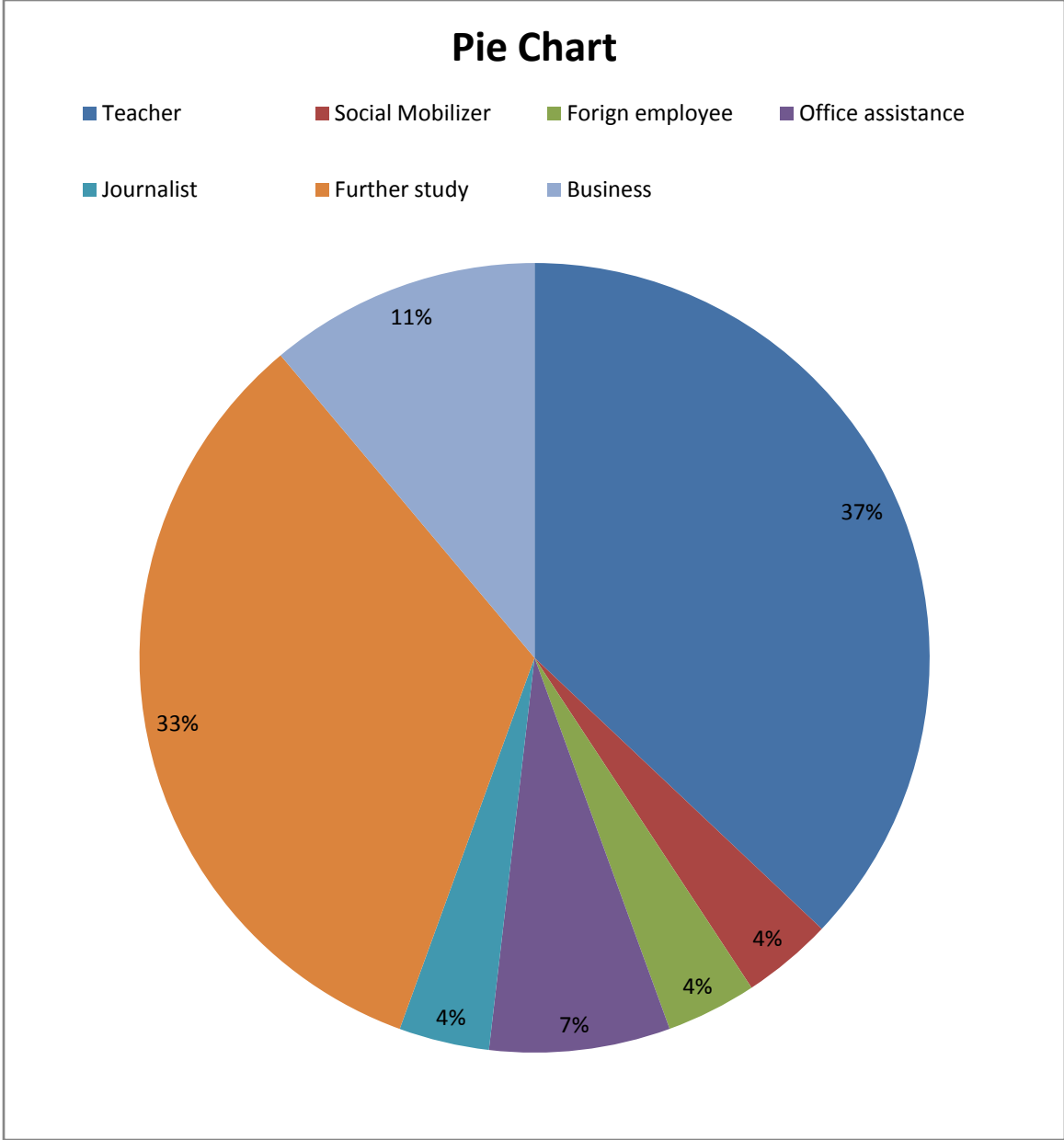


Figure No. 1

2.2 Issues Related to the quality and relevance of programs

The persons who passed from this campus, their characteristics are enthusiastic, energetic, hard laborious, modern thinking, intelligent for working.

Permanent job holders no.	Temporary job holders no.	Less salary no.	Want to change the job no.
2	18	10	8

Table No. 2

The above table no. 2 shows the data of the nature of graduates involved in their professions who want to be secured. Specially, 27 graduates have expectation and aspiration to be permanent in job but only 2 persons are doing permanent job in different sectors i.e. school, government office and 10 of them want good salary and allowances from the offices. They also expected to be promoted in the post and 8 of them, want to change the present job due to different reasons, i.e. temporary, less salary.

The data show that the graduates are more capable and adjusting in different sectors but they want to do more than what they are doing.

2.3. Programs' contribution to graduates' professional development:

(By gender/ethnicity/caste)

The following table shows the graduates programs' contribution on the basis of gender, ethnicity, etc.

Category	Total	Girls	Boys
Gender	27	22	5
Ethnicity	9	6	3
Others	18	16	2

Table No. 3

The above table shows that among 27 graduates, 22 persons are females and 5 persons are males. The boy's numbers are less than one fourth of girls.

The above data are presented in the bar graph below:

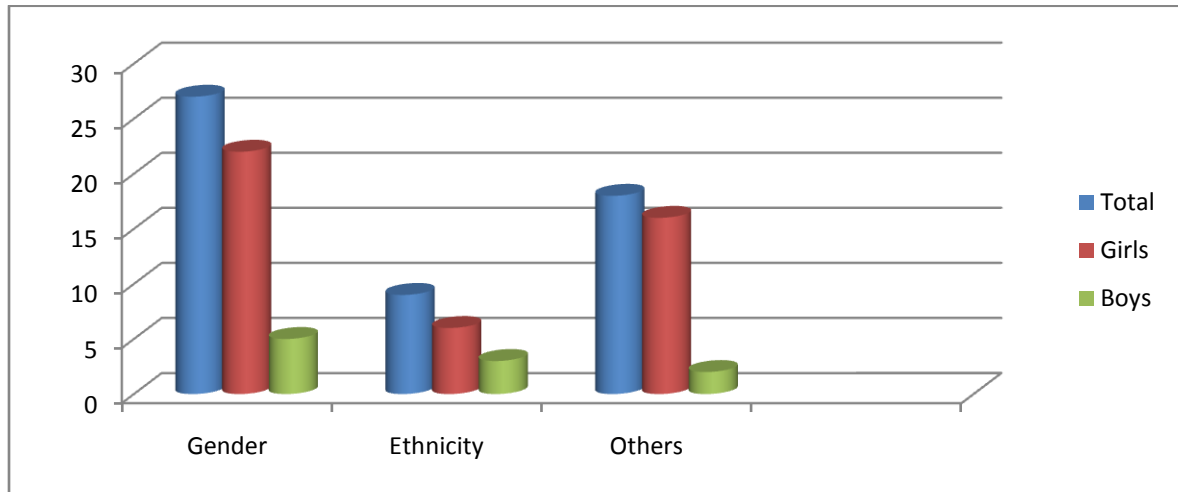


Figure No. 2

The pass out numbers of graduates from BBS:

Total No of graduates	Girl	Boy	Employee		Further study	
			Girl	Boy	Girl	Boy
4	3	1	2	-	1	1

Table No. 4

In 2018 batch, 4 students passed from BBS in this campus. Among them two girls are service holders; they are working in different sectors and other one girl and one boy both are engaged in their further study.

The above status is shown in bar chart as follows:

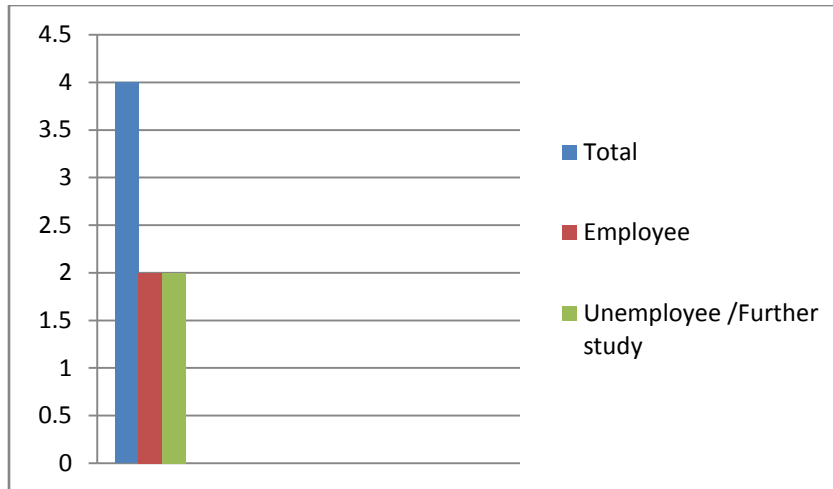


Figure No. 3

From management faculty 4 students are passed out in this campus. In total 50 % graduates have been working in banking sectors.

The pass out numbers of graduates from B. Ed:

Total No of graduates	Girls	Boys	Employee		Unemployed	
			Girls	Boys	Girls	Boys
20	16	4	13	2	3	2

Table No. 5

The above table shows that 20 students are graduated in 2018 batch of the B. Ed. program from this campus. Among them, 16 are girls and 4 are boys. Comparatively, the numbers of boys are one fourth of the girls. Fifteen graduates are working in the different areas.

The above mentioned data are presented in pie chart as follow:

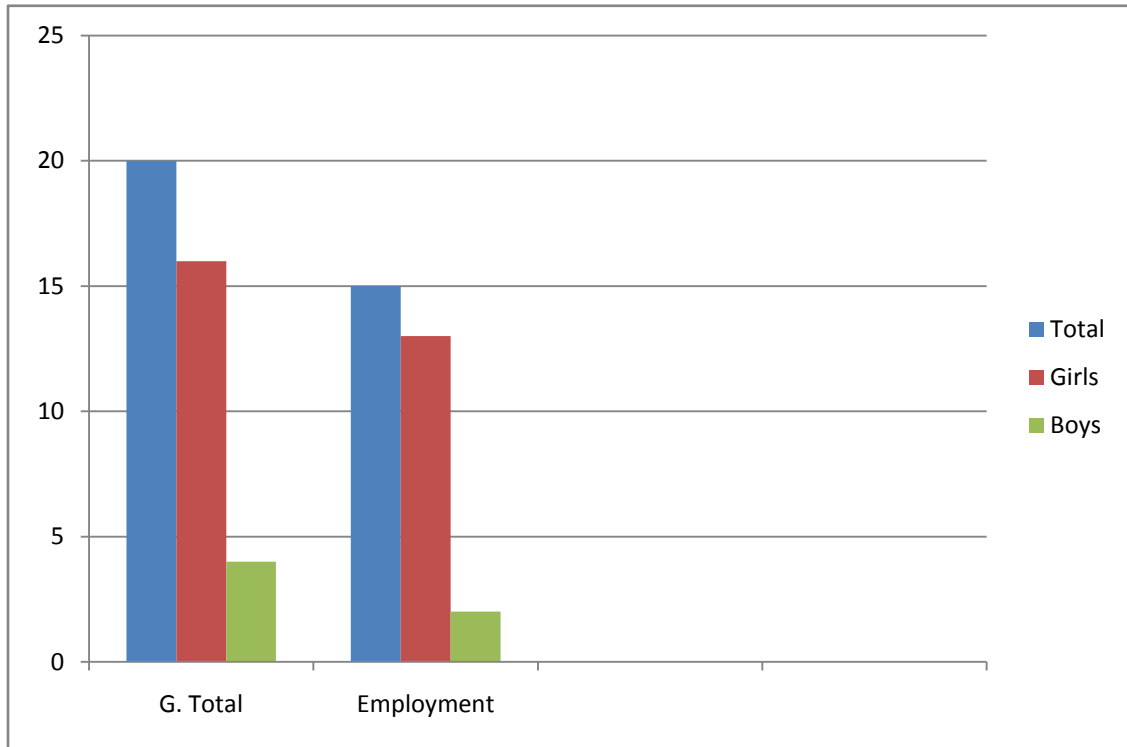


Figure No. 4

The pass out numbers of graduates from B. Sc.:

Total No of graduates	Girl	Boy	Employed	
			Girl	Boy
3	3	-	3	-

Table No. 6

In 2018 batch, 3 students passed from B.Sc. in this campus. All graduates are service holders; they are working in different sectors.

The above status is shown in bar chart as follows:




Figure No. 5

From science faculty 3 students are passed out in this campus. All three graduates are girls and working in the teaching field.

2.4 Issues related to teaching/ learning, teacher/ student relationship and education delivery efficiency:

Enrollment of the students	Regular attendance of the students	Absentees
288	250	38

Table No. 7

The above table no. 6 shows that the enrollment no of the students is 288 and among them 250 students are regular students. This shows that the regular presence of the students is not as equal as the enrollment; only 86% students are regular.

The above mentioned data are presented in bar chart as follows:

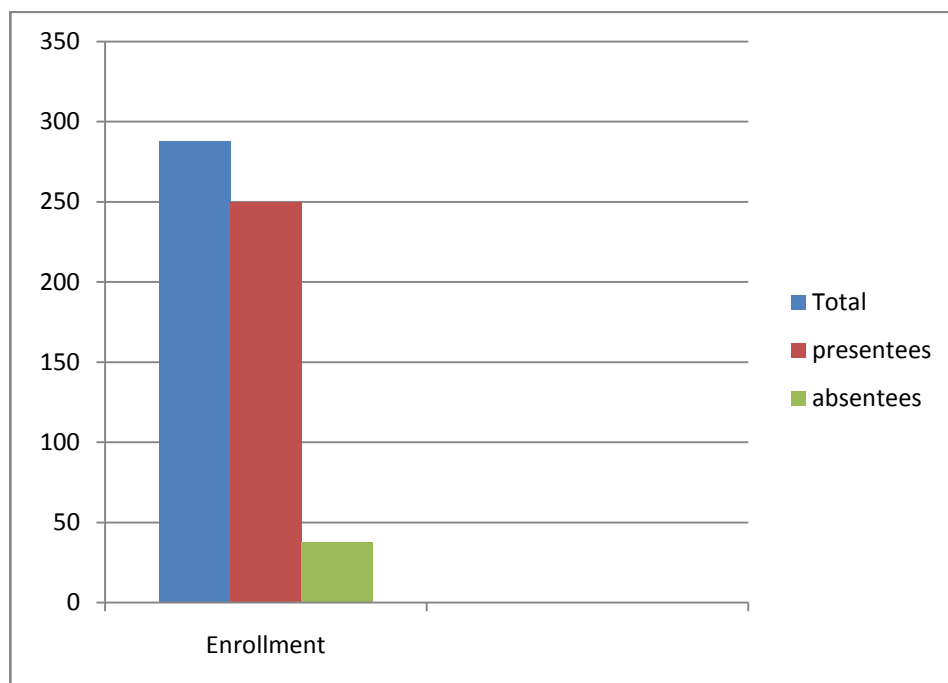


Figure no. 6

2.5 Issues related to facilities such as library, laboratory, canteen, etc.

In campus, there are related facilities to the students i.e. library, laboratory, canteen and related data are presented below:

Library		Laboratory		Canteen	
Course book no	Members	Lab no	Daily access	Food types	Daily Access no of the students
6500	390	4	45	6	160

Table no. 8

The above table no. 6 shows that in the library, 6500 course books and references are available and all students are compulsorily library members i.e. 390. On behalf of laboratory, there are 4 labs and the daily access number of student is 45. And in canteen, there are 6 types of foods where 160 students daily get facilities of morning breakfasts.

3. MAJOR FINDINGS

3.1 Employment and further study status of the graduates:

Above mentioned table vividly shows that altogether 27 students passed regularly or partially in the year 2018 from the Chautara Multiple Campus, Chautara Sindhupalchok. Out of 27, 10 persons i.e. 37.03% are working in different schools as teacher, 1 person i.e. 3.7 % is developing career as a Social Mobilizer conducting different awareness campaign in the rural municipality involving in the NGO and another 1 person i.e. 3.7 % is working in the foreign country as his own interest. Similarly, 2 persons, i.e. 7.4 % are working as office assistant, 1 person i.e. 3.7 % is involved in media as a journalist, and 9 persons i.e. 33.33 % are involving in their further study at Kathamandu and 3 persons i.e. 11.11% are doing their own business at Chautara.

This means 100% graduates are involved in different kinds of job in different sectors along with their admission for further academic qualification in the university.

3.2 Issues Related to the quality and relevance of programs

The persons who passed from this campus are enthusiastic, energetic, hard laborious, modern thinking, and intelligent for working. They are providing services to the people directly or indirectly involving in the different fields of employments. But the data show that they are still under the pressure of the situation: among 27 only 2 are permanent in government and large numbers are in temporary; besides these, 10 persons are working in less salary than the bottom line and 8 are unsatisfactory in their jobs and expecting to change the job.

It clearly shows that Chautara Campus has been able to produce different types of human resources that can be required in the different fields of employments.

Chautara Multiple Campus is proud of most of its graduates since they have achieved good and respectable positions in different public service sectors. However, based on the findings derived from the analysis and interpretation of the collected data, CMC has realized a need to provide a good guidance and counseling to some of the graduates to motivate them to pursue further studies and move in a progressive way to upgrade their positions and permanency.

3.3 Programs' contribution to graduates' professional development: (By gender/ethnicity/caste)

The table no. 3 presents that the numbers of the graduate girl are larger than the males. The data show that 22 graduate girls are employed in different sectors among them 6 are related to ethnicity.

Specially, large numbers of graduates from education program have been enhancing the importance of the higher education. Twenty persons are graduated from education program, four from management, and three from science program.

In sum, mostly girls are passed out and involved in their professions.

3.4 Issues related to teaching/ learning, teacher/ student relationship and education delivery efficiency:

The above data of figure no 7. depict the scenario of the campus where 288 students are admitted for the different programs but only 250 students present regularly to attend the classes. It means 25% students are still out of coverage of the campus and there is no any other access to them.

3.5 Issues related to facilities such as library, laboratory, canteen, etc.

The above data of table no. 8 show that library facility is good where 6500 course related books and references are available and students are obliged to be the members of the library. This means the library is also enhancing the programs of the campus. Same as, there are four labs i.e. computer and science lab where the

daily access number of the students are 45. This depicts that the laboratory is sufficient to the students for the study program.

On the other hand, the data related to canteen present that the daily access of the students to the canteen is very weak. Six varieties are available but only 60% students seem to be preferred to have canteen breakfast which shows the poor condition of the canteen.

4. IMPLICATION TO INSTITUTIONAL REFORM

Chautara Multiple Campus is proud of its graduates since they have got jobs in different professional fields and involved in further higher study. However, based on the findings derived from the analysis and interpretation of the collected data, those graduates are not satisfied with their skills and capacity. Most of them are under the feelings of lacking permanent jobs and of domination. This means they need skills and networking capacity to cope in their field.

For this, campus has to revise its quality to fulfill the professional needs of students in this competitive world. As data show, only two students are in government permanent profession. So, campus is needed to operate and co-operate to hold different technical, social and life skills to enhance the quality of the programs.

The campus has to realize a need to provide a good guidance and counseling to some of the graduates to motivate them to pursue further studies and move in a progressive way to upgrade their positions.

5. CONCLUSION AND RECOMMENDATIONS

The present study of graduates has revealed the fact that Chautara Multiple Campus is going to be a good educational institution by producing qualified human resources for the nation in the path of progress and achievement.

Most of them have got the jobs that suit their qualifications but lacking some skills and suffered from different situational or current problems. After graduation from this campus, students are able to get jobs immediately. They are not being unemployed if they have not admitted for the further higher studies. It means this campus is producing employed graduated students. But those employed students are not satisfied in their professions due to different variables i.e. status of job, domination, lack of uniformity, less salary. So, campus has to pay attention to these kinds of problematic situation to avoid with varies of actions by providing practical and life skills with experiential learning perspectives to face and solve the problems.

On the other hand, the campus has to manage and facilitate the different kinds of problems related to the students to motivate them minutely i.e. canteen, absence of the students where they can enjoy as well as get the proper learning environment.

Thus, this campus should be able to produce those kinds of competitive graduates to be felt proud themselves in their professions and has to manage and operate different kinds of social and technical skill education to sustain their life.

However, producing good human resources only in some sector and being satisfied with it should not be the only goal of the institution. The campus should produce such graduates who can work as human resources with supporting life skills in the fields of science and technology, health, NGOs/ INGOs and so on. For this, the campus should offer more programs beyond the theoretical aspects of the programs and focus on guidance and counseling to the graduates as well.

CHAUTARA MULTIPLE CAMPUS

SINDHUPALCHOK

Tracer Study Action Plan 2076

SN	Program	Time	Methods	Place	Responsible Person
1	Tracer Study Report outline Print	Kartik first week 2076	Searching online	Campus	Head of the Task Team
2	Orientation to the Task Team	First week of Kartik	Practical	Campus	Head of the Task Team
3	Identify the Area of Job of Graduates	Second week of Kartik	Inquiry	Related Area	Task Team
4	Division of the Area	Second week of Kartik	Purposeful	Campus	Head of the Task Team
5	Data Collection	10 Kartik to 02 Mansir	Field Visit	Related Place	Task Team
6	Form Collection	Upto 6 Mansir	Meeting	Campus	Task Team
7	Data Compilation	Upto 9 Mansir	Discussion	Campus	Task Team
8	Report writing	10 Mansir to 22 Mansir	Follow up the Guideline	Campus	Task Team
9	Report Submit to UGC	25 Mansir	Submit Report	UGC	Head of the Task Team

Date : 2076/08/21

.....
Dambar Bahadur Shrestha

Head of the Task Team

Tracer Study

GRADUATES' LIST FOR BACHELOR LEVEL | GRADUATED IN THE YEAR 2018 AD

Campus Name: Chautara Multiple Campus Address: Chautara Sangachokgadhi Municipality -5

(Please do not leave any field empty)

SN	Name of Graduate (in alphabetically sorted order)	Level	Program (program wise)	Registration Number	Type			
					M	F	EDJ	D
1.	AMBIKAKHATRI	BACHELOR	B.ED	9-2-405-77-2014	-	✓	-	-
2.	ANILLAMA	BACHELOR	B.ED	9-2-405-124-2012	✓	-	✓	-
3.	ANITAKHATIWADA	BACHELOR	B.ED	9-2-405-90-2011	-	✓	-	-
4.	ASMITAKHATRI	BACHELOR	B.ED	9-2-405-75-2013	-	✓	-	-
5.	ASMITALAMA	BACHELOR	B.ED	9-2-405-34-2016	-	✓	✓	-
6.	DOLMALAMA	BACHELOR	B.ED	9-2-405-25-2011	-	✓	✓	-
7.	GHAN BAHADUR SHRESTHA	BACHELOR	B.ED	9-2-405-47-2012	✓	-	-	-
8.	KABITATIMALSINA	BACHELOR	B.ED	9-2-405-74-2013	-	✓	-	-
9.	KAMALATAMANG	BACHELOR	B.ED	9-2-405-36-2011	-	✓	✓	-
10.	KRISHNA PRASAD NEPAL	BACHELOR	B.ED	6-1-32-842-97	✓	-	-	-
11.	MANJU SHRESTHA	BACHELOR	B.ED	9-2-405-24-2013	-	✓	-	-
12.	NIRMALA SHRESTHA	BACHELOR	B.ED	9-2-405-29-2013	-	✓	-	-
13.	PHOOL MAYA TAMANG	BACHELOR	B.ED	9-2-405-31-2013	-	✓	✓	-
14.	SABITRIB.K.	BACHELOR	B.ED	9-2-405-91-2012	-	✓	-	✓
15.	SANJEEV TAMANG	BACHELOR	B.ED	9-2-405-41-2013	✓	-	✓	-
16.	SAPANAGIRI	BACHELOR	B.ED	9-2-405-83-2013	-	✓	-	-
17.	SARASWATI ADHIKARI	BACHELOR	B.ED	9-2-405-31-2014	-	✓	-	-
18.	SHARADA CHUHAN	BACHELOR	B.ED	9-2-405-121-2012	-	✓	-	-
19.	SUBHADRA NEPAL	BACHELOR	B.ED	9-2-405-43-2013	-	✓	-	-
20.	SUNTALI SAPKOTA	BACHELOR	B.ED	9-2-405-44-2014	-	✓	-	-
21.	ALISHALOPCHAN	BACHELOR	B.SC.	5-2-405-1-2013	-	✓	✓	-
22.	MENUKANEPAL	BACHELOR	B.SC.	5-2-405-0001-2012	-	✓	-	-
23.	SUNITA KHATRI	BACHELOR	B.SC.	5-2-405-5-2013	-	✓	-	-
24.	BINAYAKTAMANG	BACHELOR	BBS.	7-2-405-54-2017	✓	-	✓	-
25.	MANDIRAGHALE	BACHELOR	BBS	7-2-405-22-2012	-	✓	✓	-

SN	Name of Graduate (in alphabetically sorted order)	Level	Program (program wise)	Registration Number	Type			
					M	F	EDJ	D
26.	KALPANASHRESTHA	BACHELOR	B.BS	7-2-405-36-2014	-	✓	-	-
27.	SANTASAPKOTA	BACHELOR	BBS	7-2-405-53-2013	-	✓	-	-
TOTAL					5	22	9	1

Prepared By: _____

Campus Chief's

Approval Signature: _____